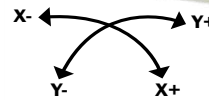


Dual-Axis Analog Inclinometer

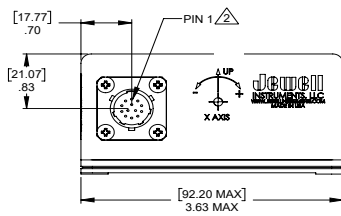
The Jewell LCF-2330 Series Inclinometer is a dual axis version of the rugged, high accuracy LCF Series. The design of the LCF-2330 was optimized to provide the high accuracy and superior repeatability of Jewell's rugged, fluid damped, flexure suspension, servo technology in a small and convenient package for applications requiring a compact dual axis solution. With many options to choose from, including a flange base, metric threads, and temperature sensor, this product can be customized to suit your individual needs.



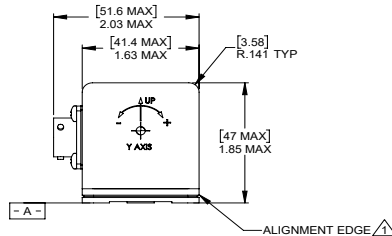
FEATURES:

- $\pm 1^\circ$ to $\pm 90^\circ$ Input Full Range
- Micro Radian Resolution
- Available Internal Temp Sensor
- ± 5 Vdc Output, 4-20mA Output, or 0-5V Output
- Superior 0° Output Stability Over Temperature
- RoHS Compliance Available

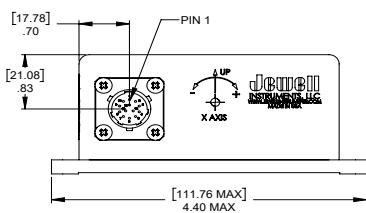
Standard Base



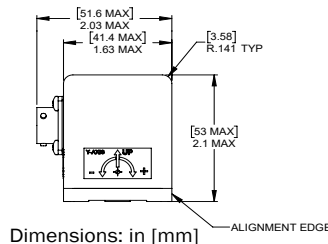
$\pm 5V$ Version



Flanged Base



4-20mA & 0-5V Versions



Dimensions: in [mm]



APPLICATIONS:

- Radar & Antenna Leveling
- Weapons Platform Leveling
- Barge and Offshore Platform Control
- Deviation Surveys
- 2-Axis Machine Tool Leveling
- Bridge Structural Monitoring
- Submersible Control Feedback
- Offshore Platform Stability
- Production/Manufacturing Process
- Equipment for Aerospace Industry

LCF-2330: ±5V OUTPUT

PERFORMANCE SPECIFICATIONS

PERFORMANCE

INPUT RANGE (°)	±1	±3	±14.5	±30	±60	±90
FULL RANGE OUTPUT (VDC) ¹	±5.00					
NONLINEARITY (% FRO) ² max	0.05	0.05	0.02	0.02	0.02	0.02
SCALE FACTOR (V/g) nominal	286.5	95.5	20.0	10.0	5.77	5.0
SCALE FACTOR TEMP SENSITIVITY (PPM/°C max)	300	300	100	100	100	100
BANDWIDTH (-3dB) Hz, nominal	0.5	2	15	20	30	30
TRANSVERSE AXIS MISALIGNMENT, ° max	±0.25	±0.50	±0.50	±1.00	±1.00	±1.00
OUTPUT AT 0° TILT (V) max	±0.10	±0.04	±0.02	±0.02	±0.02	±0.02
0° OUTPUT TEMP. SENSITIVITY (Volts/°C) max	0.015	0.005	0.001	0.0005	0.0003	0.0003
RESOLUTION & THRESHOLD (µradians) max	1					

NOTES:

1. Full range is defined as "from negative full input angle to positive full input angle."
2. Nonlinearity is specified as deviation of output referenced to theoretical sine function value, independent of misalignment.
*Specifications subject to change without notice on account of continued product development

ELECTRICAL

NUMBER OF AXES	2
INPUT VOLTAGE RANGE (VDC)	±12 to ±18
INPUT CURRENT (mA, max)	30
OUTPUT IMPEDANCE (Ohms) nominal	100
NOISE (Vrms, max)	0.002

ENVIRONMENTAL

OPERATING TEMP. RANGE	-40° to +80°C
STORAGE TEMP. RANGE	-60° to +90°C
VIBRATION	20 grms
SHOCK	1000g, 1 msec, ½ sine

ENCLOSURE

WEIGHT	280 g
SEAL	IP65

PIN OUTS

1	RED	+12 to +18 VDC
2	BLACK	-12 to -18 VDC
3	WHITE	POWER COMMON
4	ORANGE	X-AXIS OUTPUT SIGNAL
5	GREEN	X-AXIS OUTPUT RETURN
6	RED/BLACK	Y-AXIS OUTPUT SIGNAL
7	BLUE	Y-AXIS OUTPUT RETURN
8	WHITE/BLACK	TEMP SENSOR OUT
9-13		N/C

(Color codes correspond to cable assembly.)

OPTIONS

- Temperature Sensor
Type: AD590
Scale Factor: 1µA/K
Spec @ Room Ambient
Temperature: 298.2 ±10.5 µA
- Flange Base
- Metric Mounting Threads
- RoHS Compliance
- 0-5V Output

LCF-2330-LC: 4-20mA OUTPUT

PERFORMANCE SPECIFICATIONS

STATIC/DYNAMIC

INPUT RANGE (°)	±1	±3	±14.5	±30	±90
FULL RANGE OUTPUT (FRO) mA ±1.0% ¹	4-20				
NONLINEARITY (% FRO) max	0.05	0.05	0.02	0.03	0.04
SCALE FACTOR (mA/g) nominal	458.40	152.90	31.95	16.00	8.00
SCALE FACTOR SENSITIVITY (PPM/°C max)	300	300	100	100	100
BANDWIDTH (-3dB) Hz, nominal	0.5	2.0	15	20	30
TRANSVERSE AXIS MISALIGNMENT, ° max	±0.5				
OUTPUT AT 0° TILT (mA, max)	12 ±0.6	12 ±0.6	12 ±0.3	12 ±0.3	12 ±0.3
OUTPUT AT 0° TILT TEMP. SENSITIVITY (mA/°C) max	0.024	0.009	0.002	0.001	0.001
RESOLUTION & THRESHOLD (µrad)	1				

NOTES:

- Full range is defined as "from negative full input angle to positive full input angle."
- Nonlinearity is specified as deviation of output referenced to theoretical sine function value, independent of misalignment.

*Specifications subject to change without notice on account of continued product development

ELECTRICAL

NUMBER OF AXES	2
INPUT VOLTAGE RANGE (VDC)	20 to 30
INPUT CURRENT (mA, nominal)	90
NOISE (mA rms, max)	0.01

ENVIRONMENTAL

OPERATING TEMP. RANGE	-40° to +80° C
STORAGE TEMP. RANGE	-60° to +90° C
VIBRATION	20 grms
SHOCK	1000g, 1 msec, ½ sine

ENCLOSURE

WEIGHT	280 g
SEAL	IP65

PIN OUTS

1	RED	+20 to +30 VDC
2	BLACK	N/C
3	WHITE	POWER RETURN
4	ORANGE	X-AXIS OUTPUT SIGNAL
5	GREEN	SIGNAL COMMON
6	RED/BLACK	Y-AXIS OUTPUT SIGNAL
7	BLUE	SIGNAL COMMON
8	WHITE/BLACK	TEMP SENSOR OUT
9-13		N/C

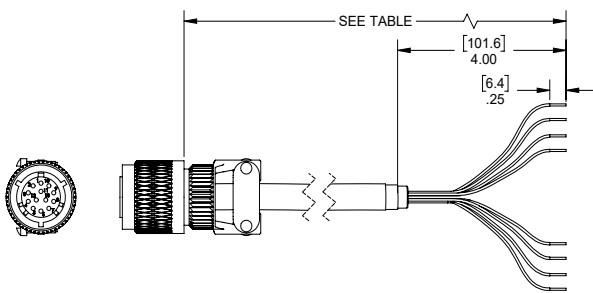
(Color codes correspond to cable assembly.)

OPTIONS

- Temperature Sensor
Type: AD590
Scale Factor: 1µA/K
Spec @ Room Ambient
Temperature: 298.2 ±10.5 µA
- Flange Base
- Metric Mounting
Threads
- RoHS Compliance
- 0-5V Output

MATING CONNECTOR AND CABLE ASSEMBLIES

CONNECTOR CABLE



PART #	MODEL #	LENGTH
847774-002	13-Pin Mating Connector	-
879605-003	DSI-CBL-060-2	6 ft
879605-004	DSI-CBL-010-2	10 ft
879605-009	DSI-CBL-02M-2	2 m
879605-010	DSI-CBL-03M-2	3 m

NOTE: Please contact factory for any custom length cable assemblies.

LCF-2330 SERIES ORDERING INFORMATION

SERIES	VERSION	INPUT RANGE	BASE & THREADING	TEMP SENSOR	ROHS COMPLIANT
LCF-2330	[blank] = $\pm 5V$ LC = 4-20mA SC = 0-5V	1/1 = $\pm 1^\circ$ X&Y axis 3/3 = $\pm 3^\circ$ X&Y axis 14.5/14.5 = $\pm 14.5^\circ$ X&Y axis 30/30 = $\pm 30^\circ$ X&Y axis 60/60 = $\pm 60^\circ$ X&Y axis 90/90 = $\pm 90^\circ$ X&Y axis	[blank] = standard base with imperial threading M = metric base with M6 threading FB = flanged base with 3 mounting holes	[blank] = no TS = yes	[blank] = no ROHS = yes

EXAMPLE:

Model: LCF-2330-30/30-M-TS-ROHS

Description: $\pm 5V$ output, $\pm 30^\circ$ range, metric threads, temperature sensor, and RoHS compliant